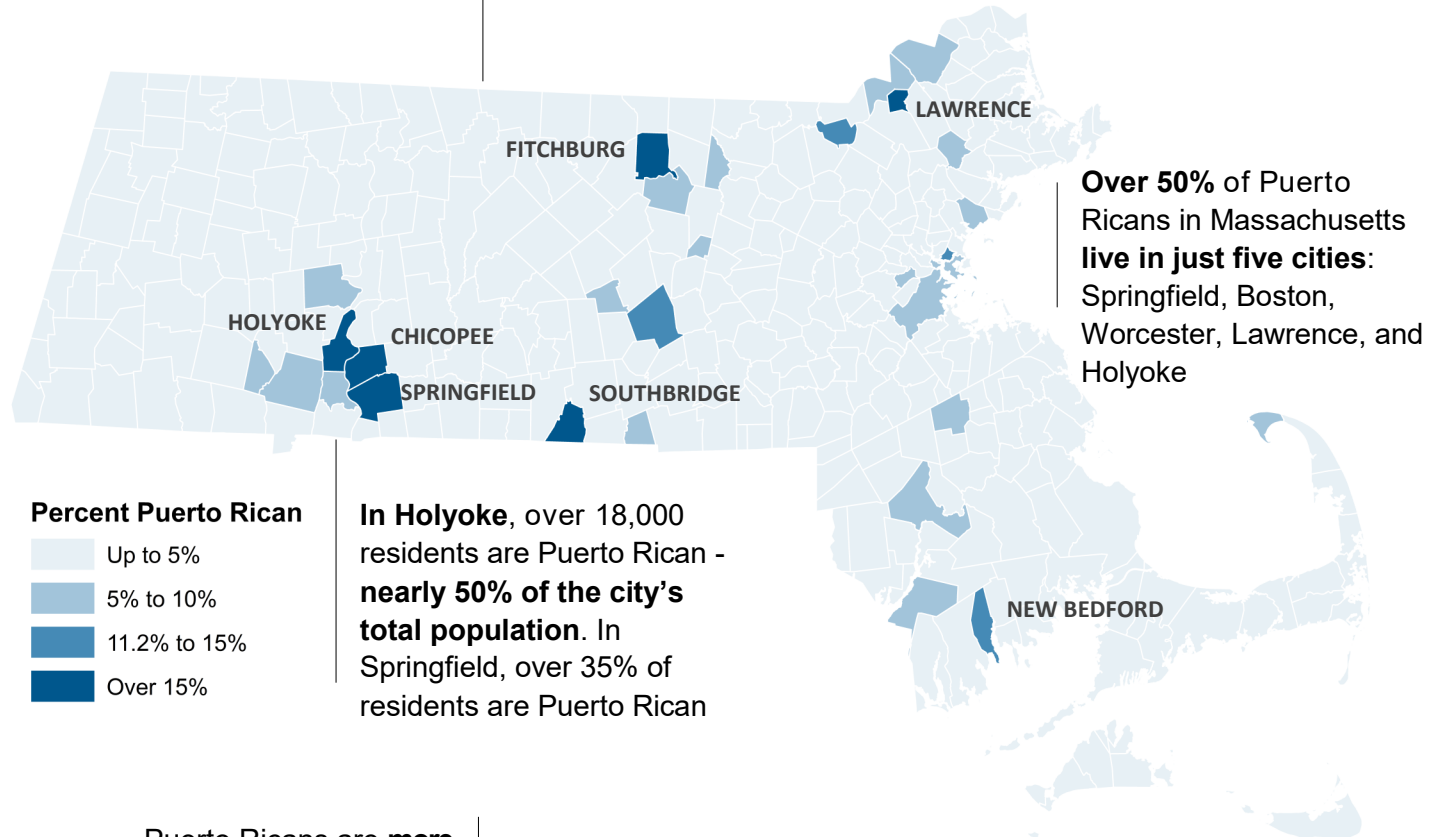


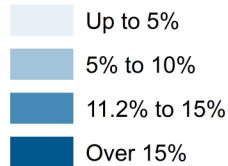
Puerto Ricans in Massachusetts: Demographic Profile and Fact Sheet

October 2017

Gateway Cities are home to **67.5% of the state's Puerto Rican population**; 11.2% of Gateway City residents identify as Puerto Rican



Percent Puerto Rican



In Holyoke, over 18,000 residents are Puerto Rican - **nearly 50% of the city's total population**. In Springfield, over 35% of residents are Puerto Rican

Puerto Ricans are **more highly represented in Massachusetts** than in the U.S. **by any measure of ethnicity**

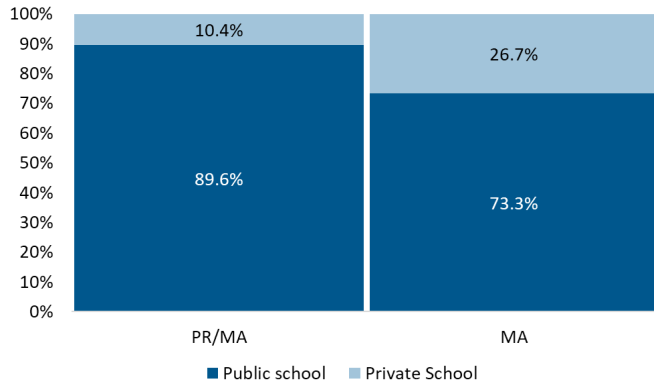
	MA		US	
	#	%	#	%
Residents who identify as Puerto Rican	292,153	4.4	5,156,379	1.6
Residents who were born in Puerto Rico	117,912	1.8	1,629,337	0.5

Massachusetts has the **fifth-highest concentration** of Puerto Ricans in the United States

State	% PR
Connecticut	7.8%
New York	5.6%
New Jersey	5.4%
Florida	4.9%
Massachusetts	4.4%
United States	1.6%

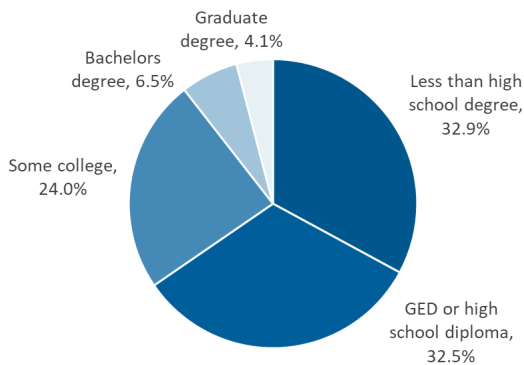
SCHOOL TYPE

The vast majority of Puerto Ricans enrolled in the state attend public schools, while the same is true of just under 75% of all enrolled students. Of all students in Massachusetts, one in four attends a private school, compared to one in ten Puerto Rican students.



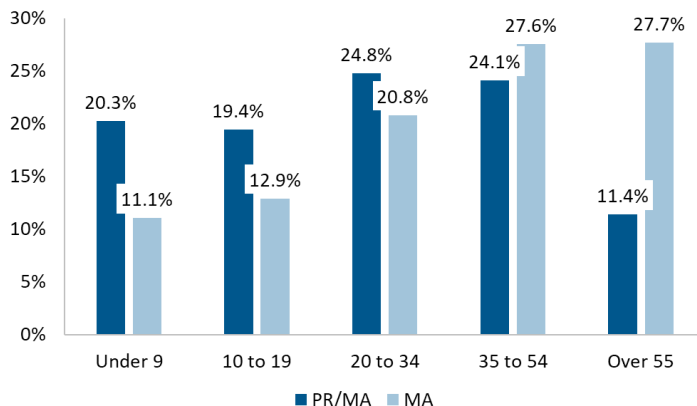
EDUCATIONAL ATTAINMENT

There is a gap in the educational achievement of Puerto Ricans versus all residents. While over 40% of all Massachusetts residents have a college degree, this is true of just 10.6% of Puerto Rican residents.



AGE

The Puerto Rican community in MA are significantly younger than MA residents overall. Over one-third of Puerto Ricans in the state are 19 or younger, compared to under one quarter of all state residents.



KEY TAKEAWAYS

- * In Massachusetts, the **Puerto Rican community** is **extremely important**. Puerto Ricans comprise a **significant share** of the state's total population (4.4%), population under age nine (8.0%), and public school population (7.0%). This is **especially true** in the **Gateway Cities**.
- * Puerto Ricans in Massachusetts face considerable **economic and social challenges**, including lower levels of educational attainment and higher rates of poverty. An **influx of new arrivals** is likely to place **greater pressures** on an already-burdened community.
- * In order to achieve greater levels of **economic and social stability** within the Puerto Rican community, enhancements to social and economic policies that ensure **access to workforce, education, and social bridging** opportunities are critical.

CHILD POVERTY RATE

Poverty status is determined by family income, size, and the age of workers. Over half of all Puerto Rican children in Massachusetts live in poverty. This is more than double the U.S. child poverty rate, and more than three times the rate of all children in Massachusetts.

