

The 2012 Economic Census: An Update And Important Changes for New England States

CT, RI, and MA State Data Center
Census Economic Programs Training
September 21-23, 2015

Andy Hait
U.S. Census Bureau

Outline

- Census Economic Programs **Primer**
- Our New **business.census.gov** Site
 - What's Been **Released So Far**
 - What's Coming Up (Subjects/Summary Series, etc.)
- Other **New Offerings**

Census Economic Data

- Monthly and Quarterly Data
 - Leading Economic Indicators, like *Monthly Retail Sales*
- Annual Data
 - *Annual Survey of Manufactures*
- The **Economic Census** and Related Programs

U.S. Census Bureau Economic Indicators				
Advance Report Durable Goods	\$234.8 B	↑^o		
March 2014 Report Released 8:30 AM EDT, 4/24/14	New Orders	2.6%		
New Residential Sales	384,000	↓		
March 2014 Report Released 10:00 AM EDT, 4/23/14	Single-family houses	-14.5%		
New Residential Construction	946,000	↑[*]		
March 2014 Report Released 8:30 AM EDT, 4/16/14	Housing starts	2.8%		
Business Inventories	\$1,715.6 B	↑		
March 2014 Report Released 10:00 AM EDT, 4/14/14		0.4%		
View All		* change not statistically significant ° significance not reported / applicable		

Key Economic Census Terms

- **NAICS** (North American Industry Classification System)
 - Our primary data dimension
- **Establishments** (vs. Companies, Firms, etc.)
 - Our collection/tabulation level
- **Employers** (vs. Nonemployers)
 - EC only covers employer businesses
- U.S. Code **Title 13 and 26**
 - Protects business privacy



Business.Census.Gov

U.S. Department of Commerce | Blogs | Index A-Z | Glossary | FAQs

Search

United States Census Bureau

Topics
Population, Economy

Geography
Maps, Geographic Data

Library
Infographics, Publications

Data
Tools, Developers

About the Bureau
Research, Surveys

Newsroom
News, Events, Blogs

Mining, Quarrying, Oil and Gas Extraction Booming

This sector showed tremendous growth as establishments rose by 26.4 percent. Read more in the *2012 Economic Census Advance Report* - the first report capturing a comprehensive look at the U.S. economy since the 2007 recession.

Population Clock

U.S. Population
3 1 8 0 2 9 5 4 5

World Population
7 1 6 5 5 6 8 7 4 0

May 12, 2014 18:44 UTC (+4) [Learn More >>](#)

Quick Facts

Quick, easy access to people, business, and economic data.

Select a state to view data.

Latest News

United States Census Bureau

Census Bureau to Participate in Google Hangout with Bicyclists
May 08, 2014
U.S. Census Bureau analyst and author of a report on bicycling to work, will participate in a Google Hangout with the League of American Bicyclists.

Biking to Work Increases 60 Percent Over Last Decade
May 08, 2014

Topics
Population, Economy

Geography
Maps, Geographic Data

Library
Infographics, Publications

Data
Tools, Developers

About the Bureau
Research, Surveys

Population

Economy

Business

Education

Employment

Families & Living Arrangements

Health

Housing

Income & Poverty

International Trade

Public Sector

Index A-Z

Economy

The U.S. Census Bureau is the official source of statistical data tracking the national economy.

Classification Codes (i.e., NAICS)


Economic Census

Economic Indicators

Economic Studies

Industry Statistics Portal

Other Economic Programs



Main Page



U.S. Department of Commerce | Blogs | Index A-Z | Glossary | FAQs

Topics
Population, Economy

Geography
Maps, Geographic Data

Library
Infographics, Publications

Data
Tools, Developers

About the Bureau
Research, Surveys

Newsroom
News, Events, Blogs

You are here: [Census.gov](#) > [Economic Census](#)

Economic Census

[business.census.gov](#)

[Main](#) [About](#) [What's New](#) [Finding Data](#) [Uses of Census Data](#) [Organizations](#) [Methodology](#) [American FactFinder](#) [Help Center](#) [Contact Us](#)

New for 2012

[Investing Now for the 2017 Econ Census \[PDF\]](#)

[About the Economic Census](#)

[How can I use census data?](#)

[Data Revisions](#)

[Quick links to data tools](#)

[Information for Respondents](#)

I am looking for statistics on...

[Find the right data >](#)

Information and Promotion

[Resources to inform your organization >](#)

How we gather data

[Guide to Economic Census Methodology >](#)

Detailed geographic area statistics from the Economic Census are now being released. See [what's been released](#) or learn more about the [Geographic Area Series](#).

Fun Facts

Just released from the 2012 Economic Census

71,229 people were employed in **Motion picture and video production** in California with **\$7.5 billion** in annual payroll in 2012.

[business.census.gov](#)



[View other Fun Facts](#)

[Find the data you need](#)

[Information for your organization](#)

[Responding to the Economic Census](#)

GET EMAIL UPDATES

Release Schedule by Date



Release Schedule by Quarter



What's Been Released



Upcoming Releases

What will be released

[View the release schedule](#)

For more information on the release schedule, visit [business.census.gov](#)

Publications only: Released in the past 12 days

- 1. Non-employer survey data (2012) - Survey data for non-employer businesses.
- 2. Non-employer survey data (2012) - Survey data for non-employer businesses.
- 3. Non-employer survey data (2012) - Survey data for non-employer businesses.

Census Business Builder [Beta]



Release Schedule

Connecticut

Note: All links in this table will lead to the search results page in AFF. Once in AFF, simply click on the table title to view. The table will appear with its default parameters. To add more items, return to the search results and use the menus on the left hand side of the page. For more information on how to use AFF, visit the [AFF help](#) section.

Release Date	Data	Link to Data
01-SEP-15	Other Services (Except Public Administration): Geographic Area Series, 2012: Connecticut	Link to AFF
01-SEP-15	Arts, Entertainment, and Recreation: Geographic Area Series, 2012: Connecticut	Link to AFF

Massachusetts

Note: All links in this table will lead to the search results page in AFF. Once in AFF, simply click on the table title to view. The table will appear with its default parameters. To add more items, return to the search results and use the menus on the left hand side of the page. For more information on how to use AFF, visit the [AFF help](#) section.

Release Date	Data	Link to Data
04-SEP-15	Finance and Insurance: Geographic Area Series, 2012: Massachusetts	Link to AFF
28-AUG-15	Health Care and Social Assistance: Geographic Area Series, 2012: Massachusetts	Link to AFF
28-AUG-15	Educational Services: Geographic Area Series, 2012: Massachusetts	Link to AFF
25-AUG-15	Other Services (Except Public Administration): Geographic Area Series, 2012: Massachusetts	Link to AFF
25-AUG-15	Arts, Entertainment, and Recreation: Geographic Area Series, 2012: Massachusetts	Link to AFF
21-AUG-15	Information: Geographic Area Series, 2012: Massachusetts	Link to AFF
21-AUG-15	Professional, Scientific, and Technical Services: Geographic Area Series, 2012: Massachusetts	Link to AFF
18-AUG-15	Manufacturing: Subject Series, 2012: Product Summary: Massachusetts	Link to AFF

Rhode Island

Note: All links in this table will lead to the search results page in AFF. Once in AFF, simply click on the table title to view. The table will appear with its default parameters. To add more items, return to the search results and use the menus on the left hand side of the page. For more information on how to use AFF, visit the [AFF help](#) section.

Release Date	Data	Link to Data
04-SEP-15	Finance and Insurance: Geographic Area Series, 2012: Rhode Island	Link to AFF
28-AUG-15	Health Care and Social Assistance: Geographic Area Series, 2012: Rhode Island	Link to AFF
28-AUG-15	Educational Services: Geographic Area Series, 2012: Rhode Island	Link to AFF
25-AUG-15	Arts, Entertainment, and Recreation: Geographic Area Series, 2012: Rhode Island	Link to AFF
25-AUG-15	Other Services (Except Public Administration): Geographic Area Series, 2012: Rhode Island	Link to AFF
21-AUG-15	Professional, Scientific, and Technical Services: Geographic Area Series, 2012: Rhode Island	Link to AFF
21-AUG-15	Information: Geographic Area Series, 2012: Rhode Island	Link to AFF
18-AUG-15	Manufacturing: Subject Series, 2012: Location of Manufacturing Plants Summary: Rhode Island	Link to AFF
18-AUG-15	Manufacturing: Subject Series, 2012: Product Summary: Rhode Island	Link to AFF
10-JUL-15	Transportation and Warehousing: Geographic Area Series, 2012: Rhode Island	Link to AFF
30-JUN-15	Accommodation and Food Services: Geographic Area Series, 2012: Rhode Island	Link to AFF
09-JUN-15	Retail Trade: Geographic Area Series, 2012: Rhode Island	Link to AFF
12-MAY-15	Wholesale Trade: Geographic Area Series, 2012: Rhode Island	Link to AFF
01-MAY-15	Administrative and Support and Waste Management and Remediation Services: Geographic Area Series, 2012: Rhode Island	Link to AFF
01-MAY-15	Utilities: Geographic Area Series, 2012: Rhode Island	Link to AFF
28-APR-15	Real Estate and Rental and Leasing: Geographic Area Series, 2012: Rhode Island	Link to AFF
31-MAR-15	Construction: Geographic Area Series, 2012: Rhode Island	Link to AFF
27-JAN-15	Manufacturing: Geographic Area Series, 2012: Rhode Island	Link to AFF

2012 Economic Census Release Schedule

[Print](#) | [Share this page](#) | [Connect with us](#)

See the schedule by quarter



See what's been released

Release Date	Report Title	Link to Data
28-Aug-15	Health Care and Social Assistance: Geographic Area Series, 2012: Massachusetts	Link to AFF
28-Aug-15	Educational Services: Geographic Area Series, 2012: Massachusetts	Link to AFF
25-Aug-15	Other Services (Except Public Administration): Geographic Area Series, 2012: Massachusetts	Link to AFF
25-Aug-15	Arts, Entertainment, and Recreation: Geographic Area Series, 2012: Massachusetts	Link to AFF

See upcoming releases

Release Date	Report Title	Link to Data
04-Sep-15	Finance and Insurance: Geographic Area Series, 2012: Massachusetts	Link to AFF
01-Sep-15	Arts, Entertainment, and Recreation: Geographic Area Series, 2012: Connecticut	Link to AFF

2012 Economic Census Release Schedule by Program and Series

Publication Series	Report Title	Release Date Range
More Business Statistics	Advance Report	March '14
	Enterprise Statistics	Feb '16
	Franchise	Feb '16
	Bridge	June '16
	Comparative	June '16
Industry Series	Construction	Dec '14 - Feb '15
	Manufacturing	June '14 - Dec '14
	Mining	Oct '14 - Feb '15
	Retail	July '14 - Jan '15
	Services	July '14 - Feb '15
	Utilities and Finance	June '14 - Feb '15
	Wholesale	July '14 - Feb '15
	Construction	March '15
	Manufacturing	Jan '15
	Mining	Sept '15
	Retail	Feb '15 - Oct '15
	Services	May '15 - Dec '15
Geographic Area Series	Utilities and Finance	Feb '15 - Nov '15
	Wholesale	Feb '15 - Oct '15

Advance Report

- National-level data at 2- and 3-digit NAICS
- Released on March 26th, 2014

FOR IMMEDIATE RELEASE: WEDNESDAY, MARCH 26, 2014

Mining, Quarrying, Oil and Gas Extraction Booming, According to First Results from the Census Bureau's 2012 Economic Census

From Utilities to Health Care to Manufacturing, Census Bureau Statistics Provide Look at U.S. Economy Since Recession

The mining, quarrying, and oil and gas extraction sector of the economy showed tremendous growth from 2007 to 2012 as the number of establishments rose by 26.4 percent, according to the [2012 Economic Census Advance Report](#) released today by the U.S. Census Bureau.

These results provide the first comprehensive look at the U.S. economy since the 2007 recession. The economic census is the most authoritative and comprehensive source of information about U.S. businesses from the national to the local level. It provides the foundation and benchmark for gross domestic product, monthly retail sales, as well as other indicators of economic performance.

"The economic census is one of the Commerce Department's most valuable data resources," U.S. Secretary of Commerce Penny Pritzker said. "By providing a close-up look at millions of U.S. companies in thousands of industries, the economic census is an important tool that informs policy at the local, state and national level, and helps businesses make critical decisions that drive economic growth and job creation. At the Department of Commerce, one of the top priorities of our 'Open for Business Agenda' is to make our data easier to access and understand so that it can continue enabling startups, moving markets, protecting life and property, and powering both small and large businesses across the country."

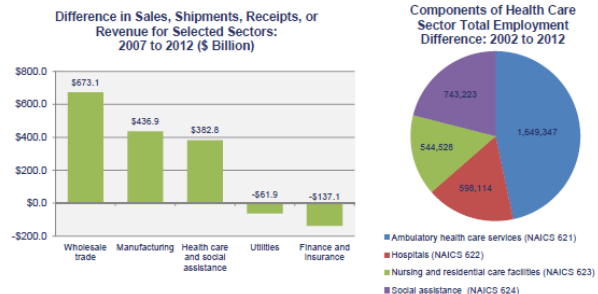


2012 Economic Census: Advance Report Snapshot

Selected Preliminary Findings

DID YOU KNOW?

The Health Care sector was not only the largest employer in the U.S. in 2012 (with nearly 18.6 million employees) but this sector also reported the highest annual payroll (\$804.4 billion). The Wholesale Trade sector reported the most sales (\$7.2 trillion), and the Retail Trade sector had the largest number of businesses (nearly 1.1 million establishments).



Employment Statistics in Top 5 Economic Census Sectors in the U.S.: 2012, 2007, & 2002

NAICS Code	NAICS Title	Number of Employees (sector ranking criteria)				Annual Payroll per Employee (\$)			
		2012	2007	2002	Change 2002 - 2012	2012	2007	2002	Change 2002 - 2012
62	Health care and social assistance	18,587,467	16,792,074	15,052,255	3,535,212	\$43,275	\$39,466	\$32,942	10,333
44-45	Retail trade	14,737,687	15,515,396	14,647,675	90,012	\$25,196	\$23,384	\$20,625	4,571
72	Accommodation and food services	12,027,557	11,600,751	10,120,951	1,906,606	\$16,383	\$14,726	\$12,603	3,780
31-33	Manufacturing	11,268,906	13,395,670	14,699,536	-3,430,630	\$52,686	\$45,818	\$39,197	13,489
56	Administrative and support and waste management and remediation services	10,217,859	10,250,955	8,741,854	1,476,005	\$33,826	\$29,407	\$23,615	10,211

Note: All data are expressed in current dollars. Sectors presented are limited to those which are comparable over time; comparisons for other sectors may be impacted by changes to the North American Industry Classification System codes.

THE ECONOMIC CENSUS IS THE OFFICIAL 5-YEAR MEASURE OF AMERICAN BUSINESS

For more statistics on this industry, visit business.census.gov

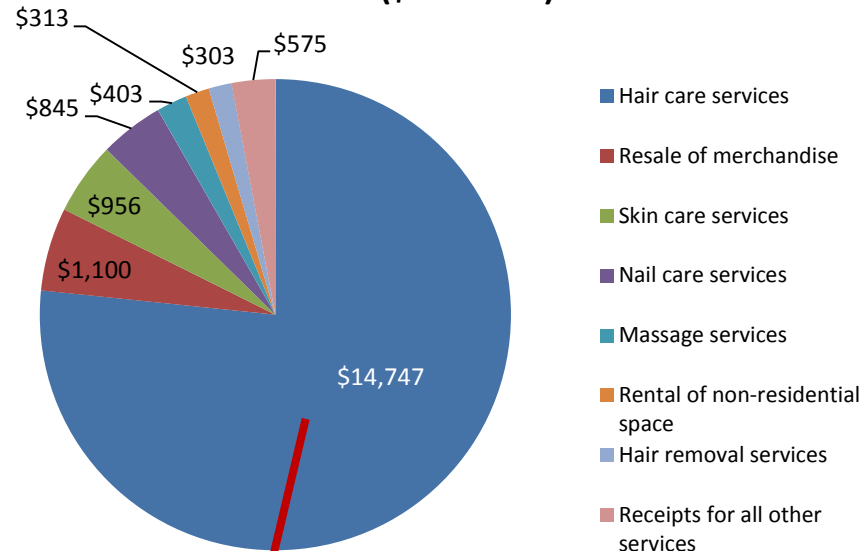
Source: 2012, 2007, and 2002 Economic Census; Economy-Wide Key Statistics File

United States[™]
Census
Bureau
Economic Statistics

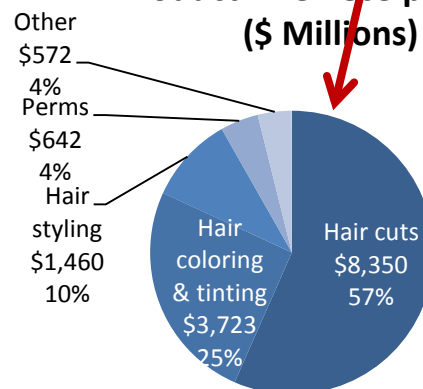
Industry Series

- Started in **May 2014**
- **National-level** data only, but...
- **More detailed NAICS**
- **Products** data
- **NAICS Changes...**

**Broad Beauty Salon Product Line Receipts:
2007 (\$ Millions)**



**Detailed Beauty Salon
Product Line Receipts: 2007
(\$ Millions)**



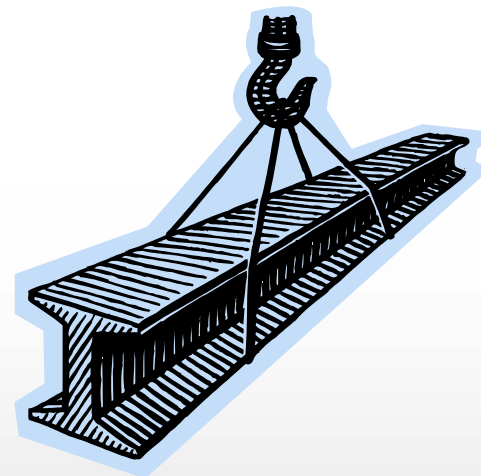
New Industries for the 2012 Economic Census

- New and emerging industries
 - Breakout of solar, wind, geothermal, and biomass electric power generation from All Other Electric Power Generation (NAICS 221119)
 - Stats:
 - Number of businesses: 673 in 2011 with 9,058 employees (435 in 2007)



Industry Changes for the 2012 Economic Census

- Consolidations due to decrease in number of companies due to:
 - General industry **decline**
 - Company **consolidation** (mergers and acquisitions)
- Primarily impacts the **manufacturing** sector (178 industries)
- Stats:
 - Steel mills (880 in 2007, **570** in 2011)
 - Machine tools (579 to **626** (cutting type) and 292 to **312** (forming type))



Other Industry Changes

- Changes to (and consolidation of) existing industries due to **market change**
- Primarily impact the Retail and A&F sectors
- Stats
 - Computer Stores: 12,411 in 2007, 10,292 in 2011
 - Camera Stores: 2,049 to 1,115
 - Music Stores: 4,496 to 2,379

2007 NAICS	2012 NAICS	NAICS Industry Title
	443142	Electronics Stores
443112		<i>Radio, Television, and Other Electronics Stores</i>
443120		<i>Computer and Software Stores</i>
443130		<i>Camera and Photographic Supplies Stores</i>
451220		<i>Prerecorded Tape, Compact Disc, and Record Stores</i>

Where Can I Go for More Information?

- BCG **What's New** page
- NAICS web site (<http://www.census.gov/eos/www/naics/>)
 - Industry definitions and Concordance tables
 - Relationships to other systems
 - *Federal Register Notices*

U.S. Department of Commerce
United States Census Bureau

Home | Blogs | About Us | Index A to Z | Glossary | FAQs

People | Business | Geography | Data | Research | Newsroom

You are here: [Census.gov](#) | [Business & Industry](#) | NAICS

North American Industry Classification System

Main | History | Development Partners | Federal Register Notices | NAPCS | FAQs

NAICS Search:

Enter keyword or 2-6 digit code
2012 NAICS Search

Enter keyword or 2-6 digit code
2007 NAICS Search

Enter keyword or 2-6 digit code
2002 NAICS Search

Downloads/Reference Files/Tools

2012 NAICS

Introduction to NAICS

The North American Industry Classification System (NAICS) is the standard used by Federal statistical agencies in classifying business establishments for the purpose of collecting, analyzing, and publishing statistical data related to the U.S. business economy.

NAICS was developed under the auspices of the Office of Management and Budget (OMB), and adopted in 1997 to replace the [Standard Industrial Classification \(SIC\) system](#). It was developed jointly by the [U.S. Economic Classification Policy Committee \(ECP\)](#), [Statistics Canada](#), and Mexico's [Instituto Nacional de Estadística y Geografía](#), to allow for a high level of comparability in business statistics among the North American countries.

This official U.S. Government Web site provides the latest information on plans for NAICS revisions, as well as access to various NAICS reference files and tools.

The official 2012 U.S. NAICS Manual includes definitions for each industry, background information, tables showing changes between 2007 and 2012, and a comprehensive index. The official 2012 U.S. NAICS Manual is available in print and on CD-ROM from the National Technical Information Service (NTIS) at (800) 553-6847 or (703) 605-6000, or through the [NTIS](#) Web site. Previous versions of the NAICS Manual are available.

Additional information on the background and development of NAICS is available in the [History](#) section of this Web site.

Announcements

[August 17, 2011](#) [PDF, 145KB]
Federal Register Notice-North American Industry Classification System: Revision for 2012; Notice. Vol. 76, No. 159.

[2012 NAICS Structure](#) [XLS, 249KB]

Finding Data Page

The home of the ISP

U.S. Department of Commerce
United States Census Bureau
 Home | Blogs | About Us | Index A to Z | Glossary | FAQs

People | Business | Geography | Data | Research | Newsroom

You are here: [Census.gov](#) | [Business & Industry](#) | [Economic Census](#) | [Finding Data](#)

Economic Census
[business.census.gov](#)

Industry Statistics Portal

SELECT AN INDUSTRY

- 21 - Mining, quarrying, and oil and gas extraction
- 22 - Utilities
- 23 - Construction
- 31-33 - Manufacturing
- 42 - Wholesale trade
- 44-45 - Retail trade
- 48-49 - Transportation and warehousing
- 51 - Information
- 52 - Finance and insurance
- 53 - Real estate and rental and leasing
- 54 - Professional, scientific, and technical services
- 55 - Management of companies and enterprises
- 56 - Administrative and support and waste management and remediation services
- 61 - Educational services
- 62 - Health care and social assistance
- 71 - Arts, entertainment, and recreation
- 72 - Accommodation and food services
- 81 - Other services (except public administration)

NAICS SEARCH
 Enter a NAICS code or title

This application provides access to the Census Bureau programs that provide economic data for a user-selected industry. To choose the industry you are interested in:

- Enter the North American Industry Classification System (NAICS) code or keyword into the NAICS SEARCH box above, or
- Choose the industry from the SELECT AN INDUSTRY menu to the left.

For an overview of the information presented in the ISP, see [ISP Preview](#).
 For tips on how to use the ISP, see [ISP Tips and Tricks](#).

[Finding Data](#) | [Uses of Census Data](#) | [Organizations](#) | [American FactFinder](#) | [Help Center](#) | [Contact Us](#)

Finding Data

[Print](#) | [Share this page](#) | [Connect with us](#)

The Census Bureau conducts over 100 surveys each year to measure the nation's people, places, and economy.

The Economic Programs conducted by the Census Bureau cover business activity on the local and national levels. If you are interested in data about people and households, please visit the [People and Households page](#).

Choose one of the paths below to search for the data you need:

Find Economic Data by Industry

View the new [Industry Statistics Portal](#)

or

View an Industry Snapshot

Want to learn more? Visit the [Industry Classifications Help Center](#).

Find Economic Data by Geography



or

View Snapshots of selected geographies

Want to learn more? Visit the [Geography Help Center](#).

Find Economic Data by Topic

Topics

(NAICS industry, year, dataset, ...)

Want to learn more? Visit the [Data Help Center](#).

Find Demographic Data



Need data on age, race and ethnicity, income, and other demographic variables? Visit the [Demographic Data landing page](#).

... and the Industry Snapshots



Industry Statistics Portal

Industry Statistics Portal (ISP) (www.census.gov/econ/isp/)

- All data sources for an industry
- Links to AFF
- Industry definitions & comparability back to 1997

U.S. Department of Commerce
Census Bureau

Home | Blogs | About Us | Index A to Z | Glossary | FAQs

People | Business | Geography | Data | Research | Newsroom

You are here: [Census.gov](#) | [Business & Industry](#) | [ISP](#)

[Feedback](#)

Industry Statistics Portal

2012 NAICS: 44111 - New car dealers

GUIDE TO ALL DATA SOURCES

ECONOMIC DATA IN AFF

DEFINITION & COMPARABILITY

2012 NAICS SEARCH

Enter a NAICS code or Title

RELATED INDUSTRIES

[Collapse list](#) [Expand list](#)

- ISP Home
- 44-45 - Retail trade
 - 441 - Motor vehicle and parts dealers
 - 4411 - Automobile dealers
 - 44111 - New car dealers
 - 441110 - New car dealers

SELECTED VISUALIZATIONS

Guide to All Census Bureau Data Sources for This Industry

Source & Description	Frequency	Latest Data	Geography	Industry
Monthly Retail Trade and Food Services Survey (MRTS)	Monthly	Feb 2014	U.S.	Selected 2 thru 5 digits
Annual Retail Trade Survey (ARTS)	Annual	2011	U.S.	Selected Retail Trade 3- thru 6-digits
County Business Patterns (CBP)	Annual	2011	U.S., states, counties, metros, ZIP Codes, and island areas	Selected 2- thru 6-digits
Statistics of U.S. Businesses (SUSB)	Annual	2011	U.S., states, metro areas, counties	Selected 2- thru 6-digits
Economic Census (ECN)	Every 5 years	2012	U.S., states, counties, places, metros, ZIP Codes	2- thru 6-digits
Economic Census of Island Areas (IA)	Every 5 years	2007	American Samoa, Commonwealth of the Northern Mariana Islands, Guam, Puerto Rico, and the US Virgin Islands	2-thru 5 digits
Survey of Business Owners (SBO)	Every 5 years	2007	U.S., states, counties, cities, metro areas	Selected 2- thru 6-digits

Release Schedule

Economic Census

business.census.gov

[Main](#)
[About](#)
[What's New](#)
[Finding Data](#)
[Uses of Census Data](#)
[Organizations](#)
[American FactFinder](#)
[Help Center](#)
[Contact Us](#)

In this section:

- [What's been released](#)
- [Schedule by quarter](#)
- [Upcoming releases](#)

Schedule by quarter

[Print](#) |
 [Share this page](#) |
 [Connect with us](#)


2012 Economic Census Data Release Schedule

	2014				2015				2016			
	Q1	Q2	Q3	Q4	Q1	Q2	Q3	Q4	Q1	Q2	Q3	Q4
Economic Census of the United States												
Multi-Sector												
Mining												
Utilities ^[2]												
Construction												
Manufacturing												
Wholesale Trade												
Retail Trade ^[2]												
Services ^[1]												

Geographic Area Series

Geographic Area Series

- Release started in February 2015
- National-, state- county-, metro area-, and place-level data
- Full NAICS detail
- LOTS of Changes Coming...



New Places

- 2007 EC cutoff: 5,000+ pop or jobs
- 2012 EC cutoff: 2,500+ pop or jobs
- Results in nearly 5,000 new places published for 2012
 - 25 places added for CT
 - 46 places added for MA
 - None added for RI

2012 Economic Census

Economic Place Changes from 2007 to 2012 for: Connecticut

Summary Information:

No. Places in 2007:	139
No. Places Added for 2012:	25
No. Places Dropped for 2012:	2
No. Places in 2012:	162

Added Places

COUNTY Code	TITLE	PLACE Code	TITLE
001	Fairfield County	52910	Newtown borough
005	Litchfield County	02760	Barkhamsted town
		04930	Bethlehem town
		32290	Goshen town
		40290	Kent town
		54030	North Canaan town
		66420	Salisbury town
		67960	Sharon town
		79720	Washington town
007	Middlesex County	14300	Chester town
		19130	Deep River town
		47080	Middlefield town
011	New London County	06820	Bozrah town
		39940	Jewett City borough
		43230	Lisbon town
		62150	Preston town
		66210	Salem town
		71670	Sprague town
		78600	Voluntown town
013	Tolland County	01080	Andover town
		77830	Union town
		01430	Ashford town
015	Windham County	18780	Danielson borough
		61030	Pomfret town
		73420	Sterling town

Dropped Places

COUNTY Code	TITLE	PLACE Code	TITLE
007	Middlesex County	98007	Balance of Middlesex County, Connecticut
013	Tolland County	98013	Balance of Tolland County, Connecticut

Place Changes

2012 Economic Census - GeoNotes File for Massachusetts

(List of all newly-recognized places for the 2012 Economic Census and all places with any change from the 2007 Economic Census)

2012				2007			Description of Change (2007 to 2012)	Change Date
Economic Place Long (LSAD) Name	ECPLACE Code	COUNTY code	COUNTY Name	Economic Place Long (LSAD) Name	ECPLACE Code	COUNTY code		
Agawam Town city	00840	013	Hampden	Agawam city	00765	013	Name and FIPS code change	10/26/2009
Amesbury Town city	01260	009	Essex	Amesbury town	01185	009	New/Incorporation/Includes all or part of a merged or deleted 2007 entity	10/26/2009
Ashby town	01955	017	Middlesex	Balance of Middlesex County	98017	017	New/qualifying place/Includes all or part of a merged or deleted 2007 entity	01/01/2012
Berlin town	05490	027	Worcester	Balance of Worcester County	98027	027	New/qualifying place	01/01/2012
Bolton town	06365	027	Worcester	Balance of Worcester County	98027	027	New/qualifying place	01/01/2012
Boylston town	07525	027	Worcester	Balance of Worcester County	98027	027	New/qualifying place	01/01/2012
Braintree Town city	07740	021	Norfolk	Braintree town	07665	021	New/Incorporation/Includes all or part of a merged or deleted 2007 entity	10/26/2009
Brimfield town	08470	013	Hampden	Balance of Hampden County	98013	013	New/qualifying place	01/01/2012
Brookfield town	09105	027	Worcester	Balance of Worcester County	98027	027	New/qualifying place	01/01/2012
Carlisle town	11525	017	Middlesex	Balance of Middlesex County	98017	017	New/qualifying place/Includes all or part of a merged or deleted 2007 entity	01/01/2012
Cheshire town	13345	003	Berkshire	Balance of Berkshire County	98003	003	New/qualifying place	01/01/2012
Deerfield town	16670	011	Franklin	Balance of Franklin County	98011	011	New/qualifying place	01/01/2012
Dunstable town	17825	017	Middlesex	Balance of Middlesex County	98017	017	New/qualifying place/Includes all or part of a merged or deleted 2007 entity	01/01/2012
Easthampton Town city	19370	015	Hampshire	Easthampton city	19330	015	Name and FIPS code change	10/26/2009
Edgartown town	21150	007	Dukes	Balance of Dukes County	98007	007	New/qualifying place	01/01/2012
Essex town	21850	009	Essex	Balance of Essex County	98009	009	New/qualifying place/Includes all or part of a merged or deleted 2007 entity	01/01/2012
Fall River city	23000	005	Bristol	Fall River city	23000	005	Area gain	01/01/2010
Franklin Town city	25172	021	Norfolk	Franklin city	25100	021	Name and FIPS code change	10/26/2009
Freetown town	25240	005	Bristol	Freetown town	25240	005	Area loss	01/01/2010
Greenfield Town city	27100	011	Franklin	Greenfield town	27025	011	New/Incorporation/Includes all or part of a merged or deleted 2007 entity	10/26/2009
Hadley town	27690	015	Hampshire	Balance of Hampshire County	98015	015	New/qualifying place	01/01/2012
Hardwick town	28740	027	Worcester	Balance of Worcester County	98027	027	New/qualifying place	01/01/2012
Hatfield town	29265	015	Hampshire	Balance of Hampshire County	98015	015	New/qualifying place	01/01/2012
Hubbardston town	31435	027	Worcester	Balance of Worcester County	98027	027	New/qualifying place	01/01/2012
Lanesborough town	34340	003	Berkshire	Balance of Berkshire County	98003	003	New/qualifying place	01/01/2012
Methuen Town city	40710	009	Essex	Methuen city	40710	009	Name change	10/26/2009
Millville town	41585	027	Worcester	Balance of Worcester County	98027	027	New/qualifying place	01/01/2012
Monson town	42145	013	Hampden	Monson town	42145	013	Area gain	01/01/2010
Nahant town	43580	009	Essex	Balance of Essex County	98009	009	New/qualifying place/Includes all or part of a merged or deleted 2007 entity	01/01/2012

- Adds / Drops
- Boundary Changes
- New Incorporations / Disincorporations

New Metros

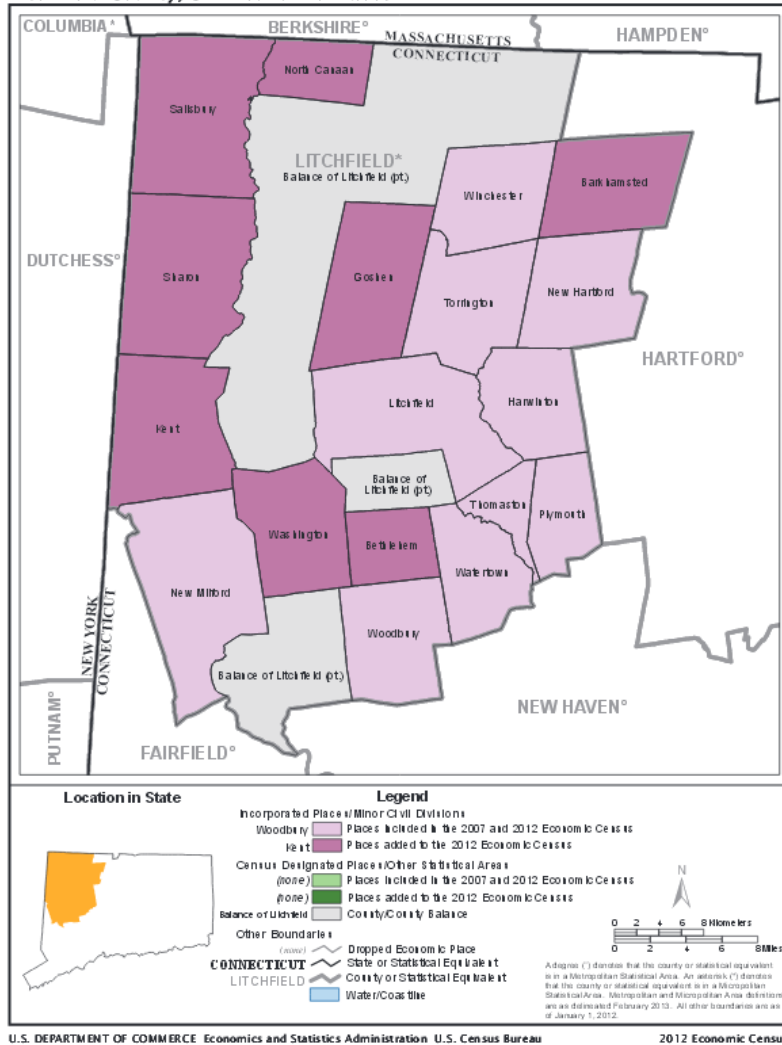
- 2007 used metro areas as of Dec. 2006
- 2012 will now use new metros after 2010 Decennial
- 156 new or changed metros

2012 vs. 2007 Massachusetts Metro Areas and Their County Components

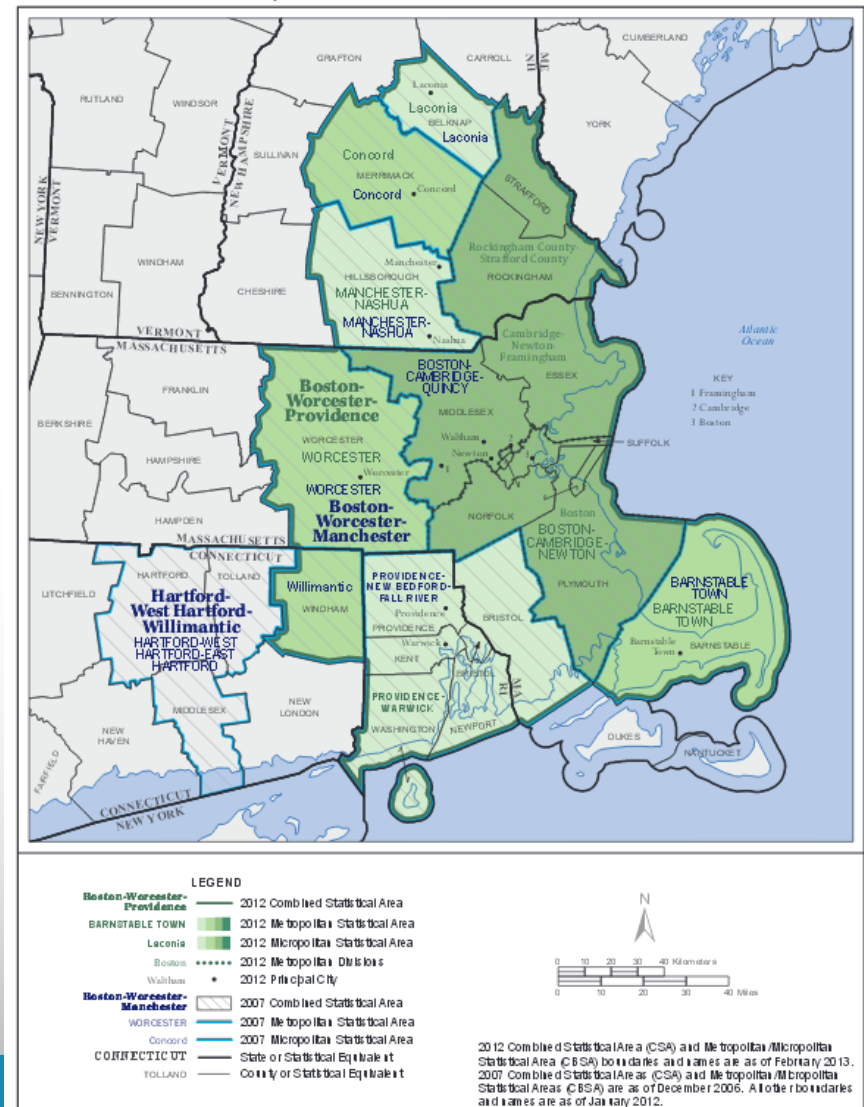
TITLE	Notes	CSA code	MSA code	MD code	ST code	COUNTY code
Combined Statistical Areas and Their Component Metro and Micro Areas and Counties						
Boston-Worcester-Providence, MA-RI-NH-CT CSA	2007 Combined Statistical Area, with part of a 2007 Combined Area and a 2007 Metro Area added, and the Metro Divisions redefined	148	00000	00000	00	
Barnstable Town, MAMetro Area		148	12700	99999	25	
Barnstable County	Not in a CSA in 2007	148	12700	99999	25	001
Boston-Cambridge-Newton, MA-NH Metro Area		148	14460	00000	00	
Boston, MA Metro Division		148	14460	14454	25	
Norfolk County	In MD 14484 in 2007	148	14460	14454	25	021
Plymouth County	In MD 14484 in 2007	148	14460	14454	25	023
Suffolk County	In MD 14484 in 2007	148	14460	14454	25	025
Cambridge-Newton-Framingham, MAMetro Division		148	14460	15764	25	
Essex County	In MD 37764 in 2007	148	14460	15764	25	009
Middlesex County		148	14460	15764	25	017
Rockingham County-Stratford County, NH Metro Division		148	14460	40484	33	
Rockingham County		148	14460	40484	33	015
Stratford County		148	14460	40484	33	017
Concord, NH Micro Area		148	18180	99999	33	
Merimack County		148	18180	99999	33	013
Laconia, NH Micro Area		148	29060	99999	33	
Belknap County		148	29060	99999	33	001
Manchester-Nashua, NH Metro Area		148	31700	99999	33	
Hillsborough County		148	31700	99999	33	011
Providence-Warwick, RHMA Metro Area		148	39300	99999	00	
Bristol County, MA		148	39300	99999	25	005
Bristol County, RI		148	39300	99999	44	001
Kent County, RI		148	39300	99999	44	003
Newport County, RI		148	39300	99999	44	005
Providence County, RI		148	39300	99999	44	007
Washington County, RI		148	39300	99999	44	009
Worcester, MA-CT Metro Area		148	49340	99999	00	
Windham County, CT	In CSA 278 and MSA 48740 in 2007	148	49340	99999	09	015
Worcester County, MA		148	49340	99999	25	027
Springfield-Greenfield Town, MA CSA	New Combined Statistical Area, comprised of a 2007 Metro Area (reconfigured)	521	00000	99999	25	
Greenfield Town, MAMicro Area		521	24640	99999	25	
Franklin County	In MSA 44140 in 2007	521	24640	99999	25	011
Springfield, MAMetro Area		521	44140	99999	25	
Hampden County	Not in a CSA in 2007	521	44140	99999	25	013
Hampshire County	Not in a CSA in 2007	521	44140	99999	25	015
Metro and Micro Areas (that are not part of a Combined Statistical Areas) and Their Component Counties						
Pittsfield, MA Metro Area	No changes for 2012 to 2007 Metro Area	999	38340	99999	25	
Berkshire County		999	38340	99999	25	003
Vineyard Haven, MAMicro Area	New Micropolitan Statistical Area, comprised of a 2007 non-metro county	999	47240	99999	25	
Dukes County	Non-metro in 2007	999	47240	99999	25	007

Reference Maps

Litchfield County, CT - Economic Places



Boston-Worcester-Providence, MA-RI-NH-CT Combined Statistical Area



More Sectors

2012 Economic Census Geographic Coverage

Economic Census Sector	States	Metro Areas	Coun- ties	Places	ZIPs
21: Mining	X				
22: Utilities	X	X	X	X	
23: Construction	X				
31-33: Manufacturing	X	X	X	X	
42: Wholesale Trade	X	X	X	X	
44-45: Retail Trade	X	X	X	X	X
48-49: Transportation and Warehousing	X	X	X	X	
51: Information	X	X	X	X	
52: Finance and Insurance	X	X	X	X	
53: Real Estate and Rental and Leasing	X	X	X	X	
54: Professional, Scientific, and Technical Services	X	X	X	X	X
55: Management of Companies and Enterprise	X				
56: Admin. and Support and Waste Management and Remediation Services	X	X	X	X	X
61: Educational Services	X	X	X	X	X
62: Health Care and Social Assistance	X	X	X	X	X
71: Arts, Entertainment and Recreation	X	X	X	X	X
72: Accommodation and Food Services	X	X	X	X	X
81: Other Services (Except Public Administration)	X	X	X	X	X

X – New for 2012

Other Geographic Changes

- No pub cutoffs
- 6 New Counties in AK
- Planning Areas in PR
- Geographic Components
 - Offshore Areas
 - “Statewide” Areas
 - Non-Metro Areas

Geography Filter Options

☒ Geographic Type

☒ Summary Level

☒ Within State

☒ Geographic Component

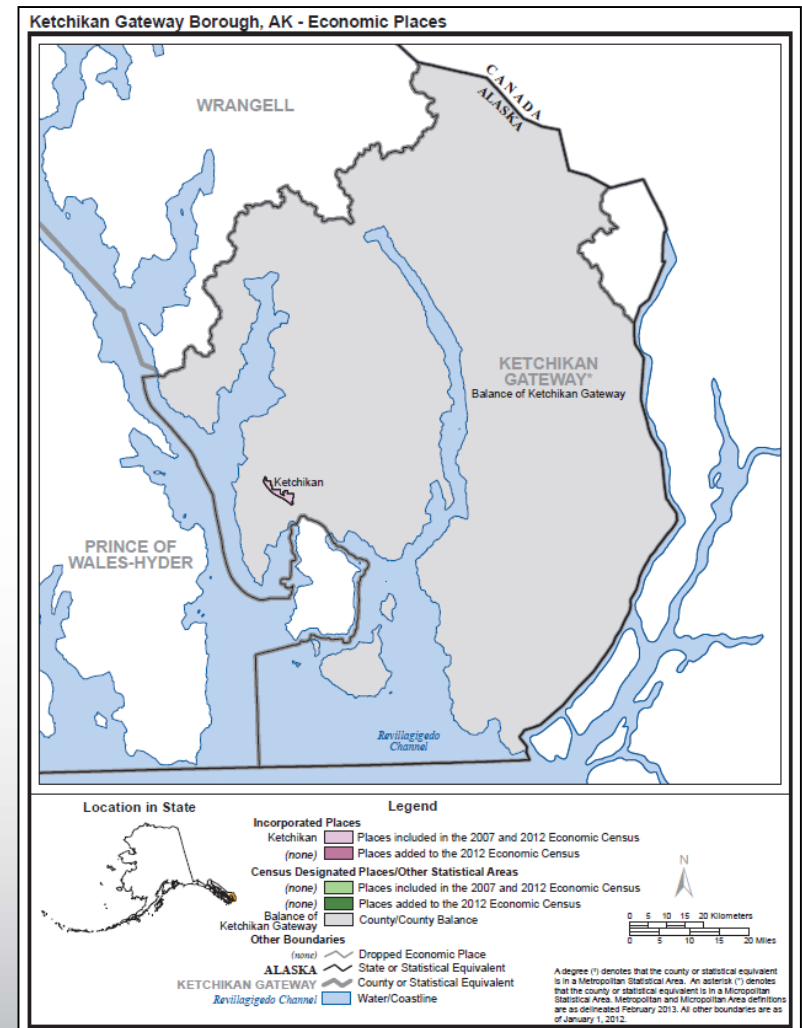
Include in results:

☒ All geographies

☐ Individual geographies

☐ Groups of geographies

☒ Show Geographic Components (e.g., urban, rural)



2012 EC Geo Reference info

Help Center Page

In this section:

- [Counties](#)
- [Geographic Coverage Tables](#)
- [Metropolitan and micropolitan Areas](#)
- [Offshore Areas](#)
- [Places](#)
- [Puerto Rico Planning Regions](#)
- [Regions and Divisions](#)
- [States](#)
- [ZIP Codes](#)
- [Geography Changes for the 2012 Economic Census](#)

U.S. Department of Commerce
United States Census Bureau

Home | Blogs | About Us | Index A to Z | Glossary | FAQs

People | Business | Geography | Data | Research | Newsroom

Search

You are here: [Census.gov](#) > [Business & Industry](#) > [Economic Census](#) > [Help Center](#)

Economic Census
business.census.gov


Main | About | What's New | Finding Data | Uses of Census Data | Organizations | American FactFinder | **Help Center** | Contact Us

In this section:

Help Center
Print | Share this page | Connect with us


The 2012 Economic Census provides a comprehensive view of the American economy for the first time since the 2007 Census. While the economic census occurs every five years, there is a multitude of other programs that provide limited economic data on a monthly, quarterly, annual, and five year basis. To help you arrive at the data you need we have created the following user guide:

The American FactFinder Help Center



For directions on using American Factfinder, please click on the [graphics](#) link above. To begin searching immediately, please visit our [Finding Data](#) landing page.

Understanding Industry Classification Systems



Learn how we classify businesses and economic output.

Methodology and Disclosure Help Center

State	Annual output (\$1,000)	Yearly quarter output (\$1,000)
0	0	0
0	0	0


Learn how we collect data and protect the identity of our respondents.

Understanding Economic Data

Annual output (\$1,000)	Number of paid employees the year period includes March 12
45,887,473	738,431
51,851,808	837,241

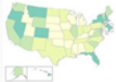
Learn the who, what, when, why, and how of economic data.

What Data Tools are Available



Learn about the different tools available.

Understanding Geography



Learn about geography and view a variety of reference maps. [Go here](#) find data by geography.

Connecticut - 2012 Reference Map

Print | Share this page | Connect with us

Note: The following maps were created for the 2012 Economic Census. You can view maps for Connecticut from the 2007 Economic Census [here](#). All maps are in Portable Document Format (PDF).

2012 State Map

- [Map of Connecticut](#)

2012 County Maps

Litchfield County, CT

2012 Combined Statistical Area (CSA) Maps

Boston-Worcester-Providence, CT Combined Statistical Area

2012 State Geography Changes

- [All boundary and coding changes between 2007 and 2012 \[pdf\]](#)
- [Boundary changes to Metropolitan/Micropolitan between 2007 & 2012 \[pdf\]](#)
- [Boundary changes to Economic Places between 2007 & 2012 \[pdf\]](#)

Other Economic Data Tools

- *QuickFacts*

- Data from CBP, Nonemployers, SBO, EC, & Building Permits (more recently added)

- *Interactive Map*

- Data from CBP and Pop Estimates

- *America's Economy* Mobile App

- Data from the Economic Indicators

- *Census Business Builder: Small Business Edition*



Summary

- The business.census.gov site has a lot of useful materials for you and your users
 - Just some of data has been released so far
 - Lots more coming (Subjects/Summary Series, etc.)
- Stay tuned for other new offerings
- Visit business.census.gov and promote use of Census demo & econ data

Questions



Any other Questions:

Andrew.W.Hait@census.gov
(301)763-6747

Thank You!